

Preparing for the Santiago Canyon College math placement tests

○ How can I prepare to take a math placement test?

MyMathTest is a dynamic, interactive, on-line program you can use to prepare for your college math placement test. By taking a practice placement test on *MyMathTest*, you will become familiar with the types of problems you might encounter on the college placement test. Based on the results of your practice test, *MyMathTest* will create a study plan for you. As you follow your study plan, you will work exercises in the topics you need to review; *MyMathTest* provides worked examples and mini-tutorials to help you. You may take the practice placement test as many times as you want, until you feel ready to do your best on the actual math placement test at your college!

○ What does this program cost?

A student access code for *MyMathTest* costs \$10 for up to 16 weeks of use. If you are on financial aid, you may be reimbursed for the \$10 once you enroll at the college.

○ Will *MyMathTest* work on my computer?

The basic requirements for *MyMathTest* are:

- Internet connection: Cable/DSL, T1, or other high-speed for multimedia content; 56k modem (minimum) for practice and testing.
- Web browser: Internet Explorer 6 or 7 or Firefox 2/3 for Windows; Safari 3.1(Recommended) or Firefox 2/3 for Mac OSX
- Operating system: Windows 2000, NT, XP, or Vista; Macintosh OSX
- Memory: 64 MB RAM minimum.
- Monitor resolution: 800 x 600 or higher

○ How do I purchase an access code?

You need a credit card (or paypal account) and an email address.

Go to <http://www.mymathtest.com/> and click on the Buy Now button.

○ After I have an access code, what do I do?

- You need:
 - Your *MyMathTest* student access code
 - Your school's zip code: Santiago Canyon College 92869
 - A valid email address
- Go to <http://www.mymathtest.com/> and click the Register button under "First Time User"
 - Please read all information in the License Agreement and Privacy Policy. Click on **Accept** if you agree to the terms.
 - On the Access Information screen:
 - If you have registered for other Pearson online products and already have a login name and password, select **Yes**. Boxes will appear for you to enter your login information.

- If this is the first time you have registered for a Pearson online product, select **No**. Boxes will appear for you to enter your desired login name and password. (You may want to use your email address as your login name.) Your login name must be at least 4 characters and cannot be the same as your password.
- If you aren't sure whether you have a Pearson account or not, select **Not Sure**. Enter your email address and click **Search**. If you have an account, your login information will be sent to your email address within a few moments. Change your selection to **Yes**, and enter your login name and password as directed.
- Type in your student access code using the tab key to move from one box to the next. Type letters in either all uppercase or all lowercase. Click Next after you have entered your code.

- On the Account Information page, enter your first and last name and email address. Re-type your email address to make sure it is correct.
- In the School Location section, select United States from the School Country drop-down menu. Enter your school zip code (noted above), and then select your school from the drop-down list.

- Select a security question and answer to ensure the privacy of your account. Click Next.
 - When your registration process is complete you will see a confirmation screen. This information will also be emailed to you. Please be sure to save or print your login name, password, and account information.
 - Click **Log In Now** and then click on **Enter MyMathTest** to begin.
- After I register with *MyMathTest* how do I use it?
- You should see a page like this:



Enroll in a new placement program



Please choose a MyMathTest program to enroll in.

	School	SANTIAGO CANYON COLLEGE	Choose diff
⇒	Contact	Math Placement Tests Practice	
⇒	MyMathTest Program	<div style="border: 1px solid #ccc; padding: 2px;"> Choose... Choose... Practice for L III & IV math placement tests Practice for LI & LII math placement tests </div>	

- At the "Contact" pull down menu, choose *Math Placement Tests Practice*.
 - At the "MyMathTest Program" pull down menu, choose the practice tests you want to start with:
 - If your last math class was Basic Mathematics, Prealgebra, or Beginning Algebra (Algebra I), choose Practice for LI & LII math placement tests.
 - If your last math class was Intermediate Algebra (Algebra II) or above, choose Practice for LIII & LIV math placement tests.
 - Click on "Enroll" at the lower right corner.
- Am I ready to start now?
- The first time you use *MyMathTest* on your home computer, run the Browser Check. It will detect and then help you install the plug-ins you need to access the math exercises and multimedia content in your *MyMathTest* program. Follow the online instructions to complete this process.
 - NOTE: The *MyMathTest* software may already be installed on student lab computers at your school. If you aren't sure, check with your lab administrator.
 - After completing the installation process and closing the wizard you will be on your program home page.
 - View the "How to Enter Answers" tour for information about using math notation.
 - Read the Announcements to help you choose the right test level to begin your practice. After you have started, if you find that the level you are working on is too easy or too hard for you, you can change tests or programs. You can go back and forth among tests as much as you want.
 - Click on "Take a Test" and then make your choice.

- After you do the Practice, *MyMathTest* will create a study plan for you!

- How do I use my study plan?
Based on the results of your Practice test *MyMathTest* will customize your study plan so you know what topics to begin working on. Mastered topics will show a mastery hat  and those you need to practice will show a pencil . *The results of every practice test you take will update your study plan.*

- What features of *MyMathTest* are available to help me?
 - Click on **Show Me What I Need to Study**, and use the pull down list to select from objectives where you need to work practice exercises.
 - Work as many exercises as you need to feel confident you understand that objective. If you need help, use the resources next to each exercise: **Help me Solve This** (step by step help) and **View an Example**. Many exercises will also include a brief **Video** and/or **Animation**.
 - Prove your mastery by successfully completing the test. Your successful test results will change  to  in your study plan.
 - Continue working on practice tests and using your personal study plan until you feel ready to take the college math placement test!