


☞ $[-10, 10] \times [-4, 12]$ means $X_{\min}=-10$, $X_{\max}=10$, $Y_{\min}=-4$, $Y_{\max}=12$

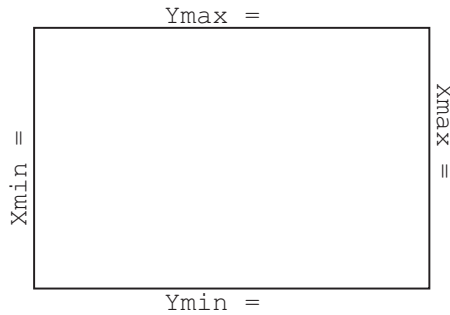
☞ [CALC] means to press $\boxed{2nd}$ \boxed{TRACE} to access the CALC menu above the \boxed{TRACE} button.

1. For each of the following, (i) enter the function into your calculator, (ii) graph the function in the given window, and (iii) use [CALC] zero to find the zeros of the function.


(a) $y = 6x^2 + 25x - 9$ $[-7, 2] \times [-35, 15]$



(b) $x^2 - 7x - 120$ $[-12, 20] \times [-150, 50]$




(c) $x^3 - x^2 - 17x - 15$ $[-10, 10] \times [-50, 10]$



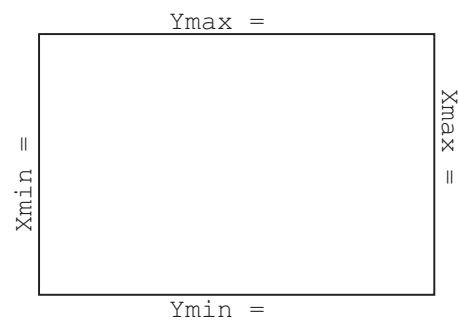
Graphing Calculator III: Finding Zeros

2. For each of the following, find the zeros of the function.


(a) $-2x^2 - 19x + 24$ (Hint: There are two zeros.)



(b) $y = -2x^3 + 19.6x^2 + 59.5x + 24.6$ (Hint: There are *three* zeros.)



(c) $y = \frac{12x^2 + x - 35}{2x^2 - 7x - 2}$ (Hint: There are two x -intercepts; ignore any vertical lines.)



(d) $y = \frac{3x - 11}{x^2 - 4x - 5}$

