

1. Go to www.sccollege.edu and select **Apply**.



2. Select **Apply Now**.

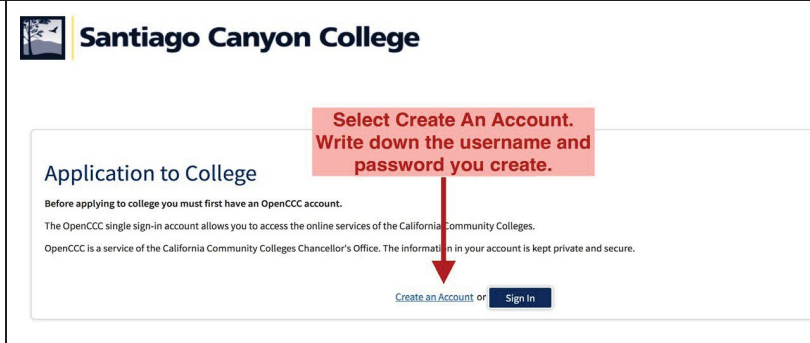


Semester Start Dates*	
Interession 2022 (Apply November 1, 2021)	Begins January 3
Spring 2022 (Apply November 1, 2021)	Begins February 7
Summer 2022 (Apply April 1, 2022)	Begins June 13

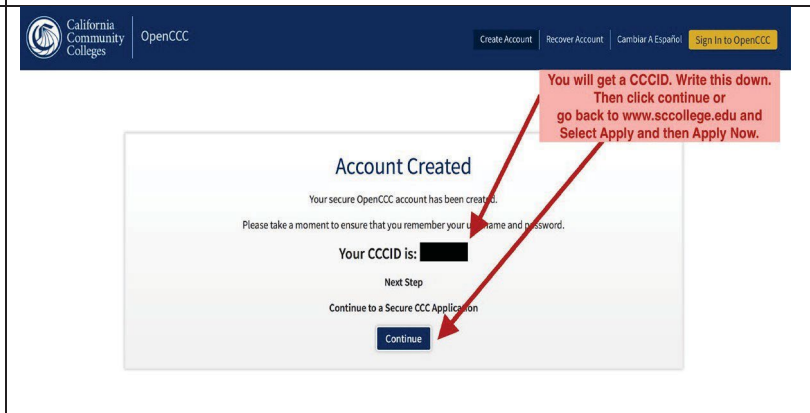
Visit the [Instructional Calendar](#) page for more dates.




3. Create an OPENCCC Account by selecting **Create an Account**. Write down the username and password you create.



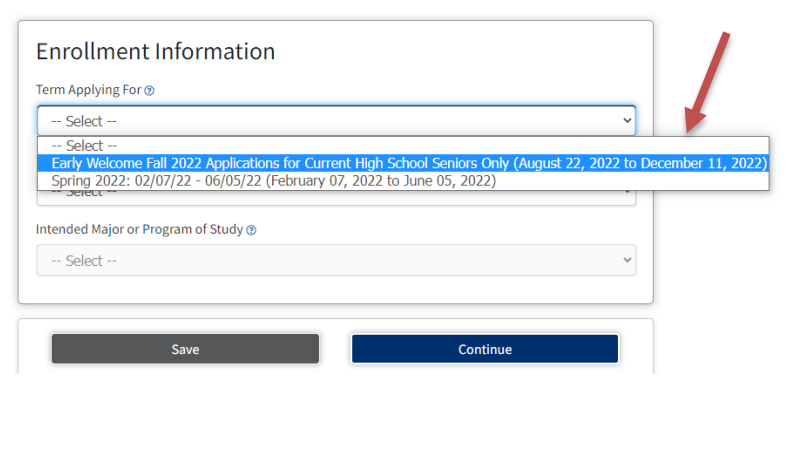
4. You will get a CCCID. Write this down. Then click continue or go back to www.sccollege.edu and **Select Apply** and then **Apply Now**.



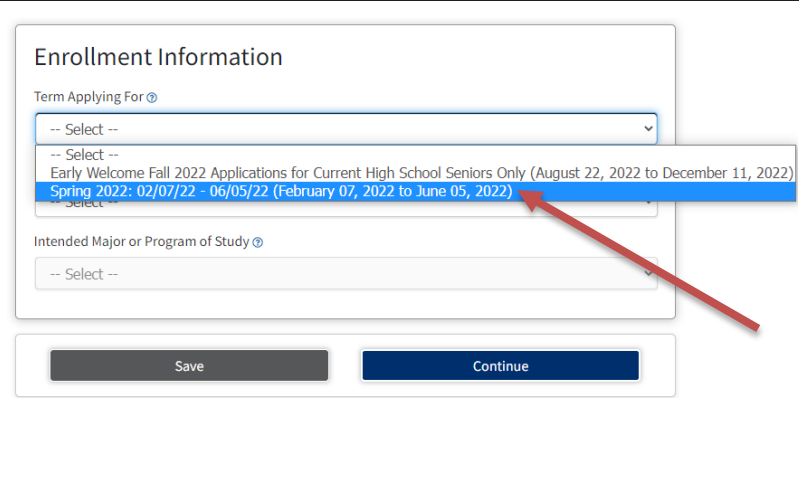
5. Select **Sign In**



6. Select **Early Welcome Fall 2022 Application for Current High School Seniors Only** and answer the prompts.



7. Once you have completed the Fall 2022 Application, go back to www.sccollege.edu. Select **Apply** and then **Apply Now**. Next, select **Sign In**. Finally, select **Spring 2022** and answer the prompts.



8. Lastly, visit the DSPS website at <https://www.sccollege.edu/StudentServices/DSPS/Pages/default.aspx> to either call us at 714-628-4860 or email us at dsps@sccollege.edu to make an appointment.

