

VALUE / INSTRUCTION OVERVIEW

PER UNIT COST

CALIFORNIA RESIDENT

\$46

NON-RESIDENT

\$352

INSTRUCTION OVERVIEW

54% 46%

● Full-Time ● Part-Time

Source: RSCCD F10040 Report

CAREER AND SPECIAL PROGRAMS 2024-2025 APPRENTICESHIPS

ENROLLMENT SNAPSHOT

FALL 2024 HEADCOUNT

3,523

SPRING 2025 HEADCOUNT

3,733

STUDENT GENDER

N=5,986

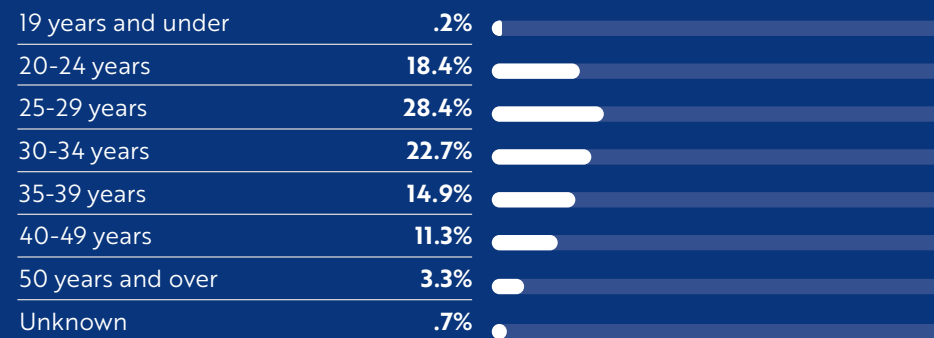
96.9% 2.5% .6%

● Male ● Female ● Other

Source: RSCCD Research Data Warehouse

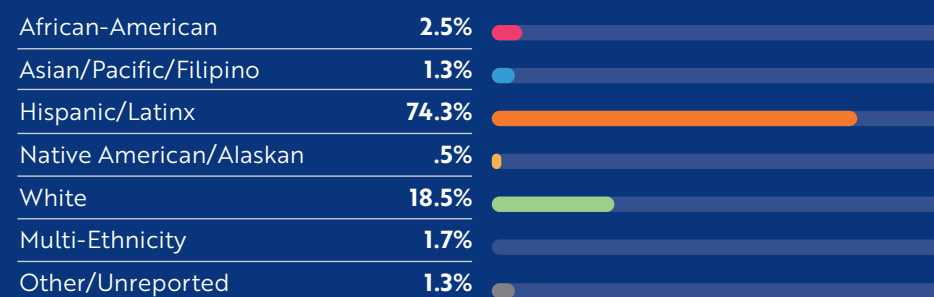
STUDENT AGE

N=5,986



STUDENT ETHNICITY

N=5,986



Source: RSCCD Research Data Warehouse

SCC EMPLOYEE PROFILE

	Full-Time Faculty N=121	Part-Time Faculty N=726	Classified Professionals N=326	Administration/Supervisory N=36
Gender				
Male	36.4%	38.6%	41.0%	38.9%
Female	61.4%	60.5%	56.9%	58.3%
Unknown/Other	2.5%	1.0%	2.1%	2.8%
Ethnicity				
African-American	3.3%	3.3%	1.8%	2.8%
Asian/Pacific/Filipino	11.6%	17.2%	15%	25.0%
Hispanic/Latinx	23.1%	22.6%	48.9%	41.7%
Native American/Alaskan	0.0%	0.6%	0.3%	0.0%
White	49.6%	46.8%	27.5%	27.8%
Other/Unknown	12.4%	9.5%	6.4%	2.8%
Age				
< 30 years	0.0%	5.2%	22.7%	0.0%
30 - 39 years	13.2%	24.9%	23.6%	16.7%
40 - 49 years	34.7%	24.4%	19.0%	38.9%
50 - 54 years	20.7%	14.9%	9.2%	19.4%
55 - 59 years	20.7%	10.1%	8.9%	16.7%
60 - 62 years	5.0%	6.9%	4.0%	8.3%
63 years and older	5.8%	13.6%	12.6%	0.0%

Source: RSCCD PE0100 Report

24/25 AWARDS PROFILE

Associate Degrees	1,239
Associate Degrees for Transfer	598
Certificates – Credit	1,072
Certificates – Noncredit CDCP	1,033
Adult High School Diplomas	103

Total Awards
4,045

Source: College Profile (Snowflake date 9/29/2025).

24/25 FOUR-YEAR TRANSFERS

Cal State University University of California Private/Out-of-State

695

249

490

Total Transfers
1,434

Source: National Student Clearinghouse



Santiago Canyon College

What happens here matters.



2024-2025

FAST FACTS

sccollege.edu

CREDIT OVERVIEW

Note: All data presented in this section includes the following student groups: credit and apprenticeship.

ENROLLMENT SNAPSHOT

FALL 2024 HEADCOUNT

11,824

2023-2024 FTES

5,583

SPRING 2025 HEADCOUNT

12,215

2024-2025 FTES

5,649

Source: RSCCD Adopted Budget 2023-24 and 2024-25

STUDENT GENDER

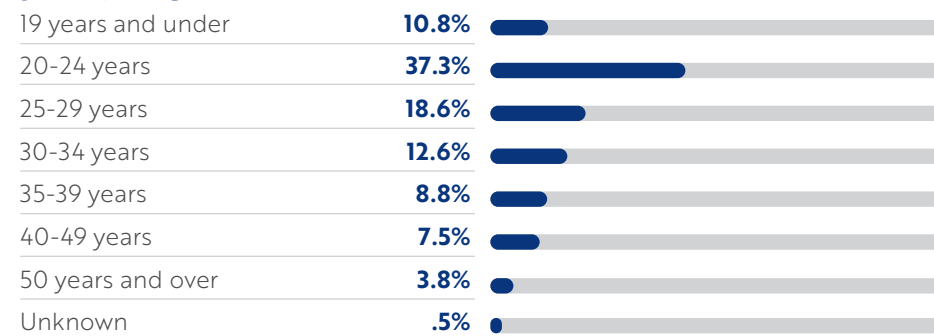
N=21,500



Source: RSCCD Research Data Warehouse

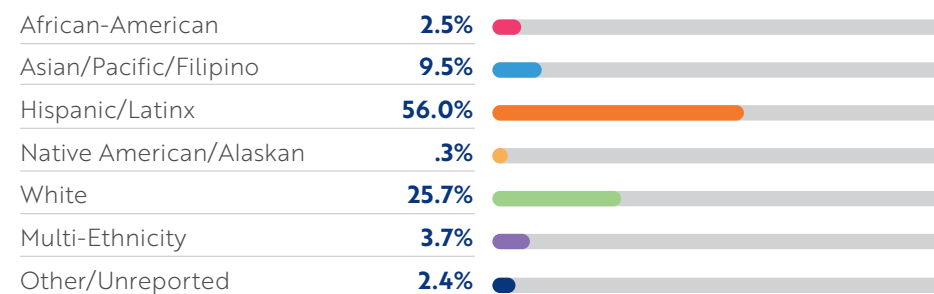
STUDENT AGE

N=21,500



STUDENT ETHNICITY

N=21,500



Source: RSCCD Research Data Warehouse

INSTRUCTING FACULTY



Source: RSCCD FI0040 Report

NON-CREDIT OVERVIEW

ENROLLMENT SNAPSHOT

FALL 2024 HEADCOUNT

6,944

2023-2024 FTES

3,082

SPRING 2025 HEADCOUNT

6,977

2024-2025 FTES

3,500

Source: RSCCD Adopted Budget 2023-24 and 2024-25

STUDENT GENDER

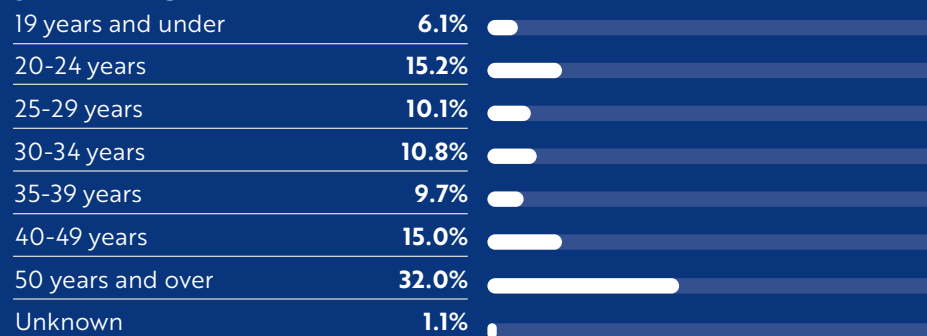
N=12,337



Source: RSCCD Research Data Warehouse

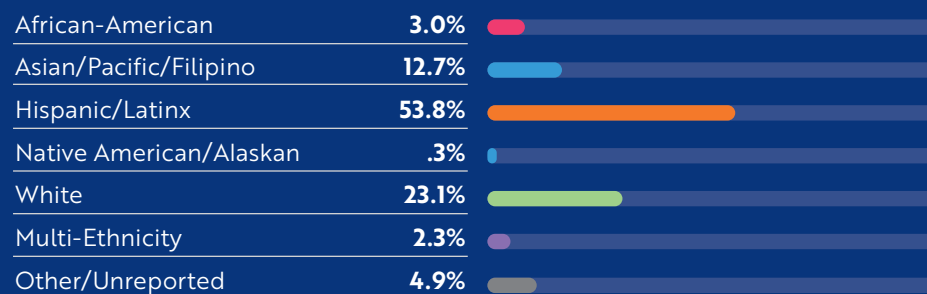
STUDENT AGE

N=12,337



STUDENT ETHNICITY

N=12,337



Source: RSCCD Research Data Warehouse

INSTRUCTING FACULTY



Source: RSCCD FI0040 Report

CAREER AND SPECIAL PROGRAMS INMATE EDUCATION

ENROLLMENT SNAPSHOT

FALL 2024 HEADCOUNT

805

2023-2024 FTES

343

SPRING 2025 HEADCOUNT

767

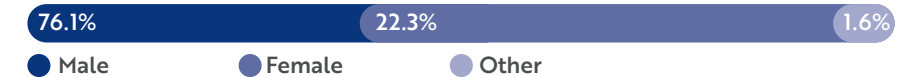
2024-2025 FTES

485

Source: RSCCD RG0540 Report

STUDENT GENDER

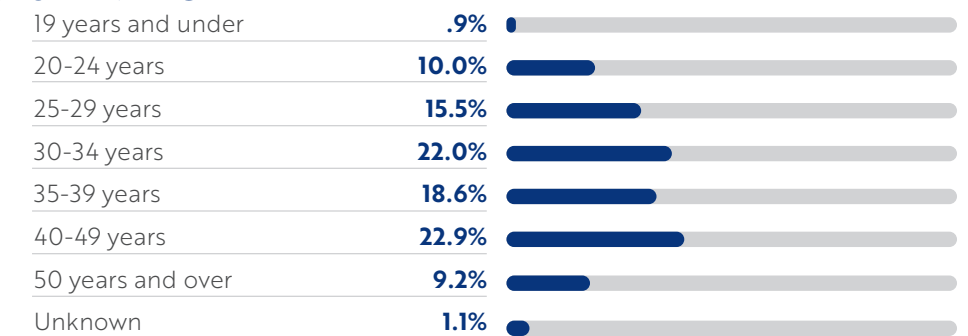
N=1,774



Source: RSCCD Research Data Warehouse

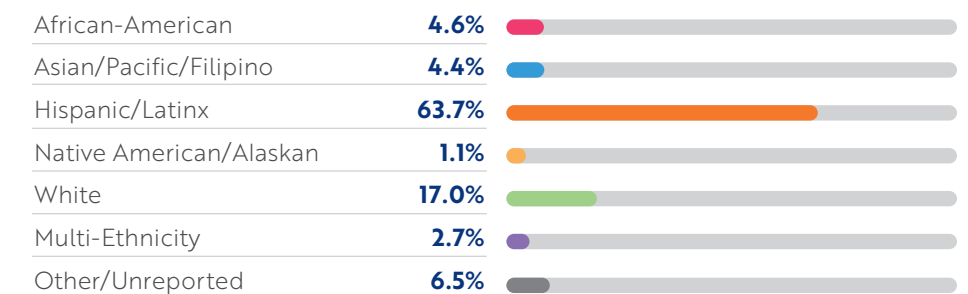
STUDENT AGE

N=1,774



STUDENT ETHNICITY

N=1,774



Source: RSCCD Research Data Warehouse

INSTRUCTING FACULTY



Source: RSCCD FI0040 Report