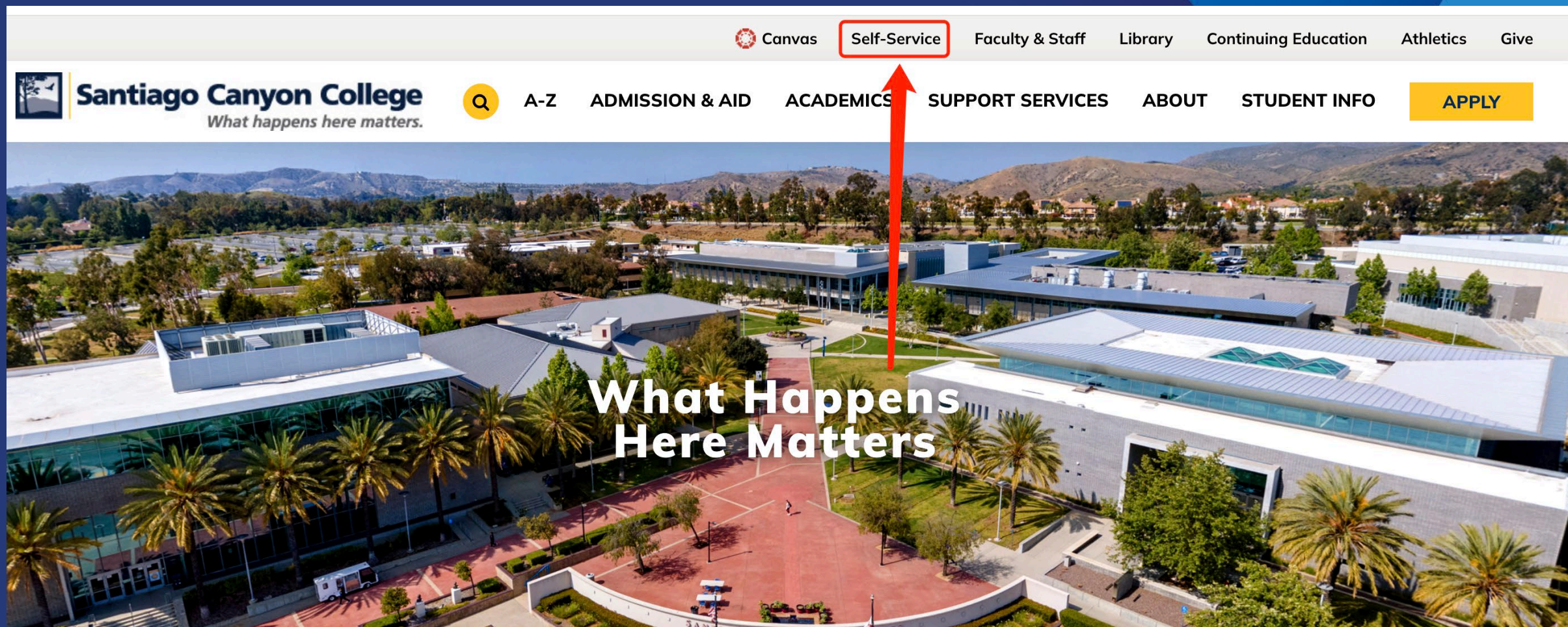


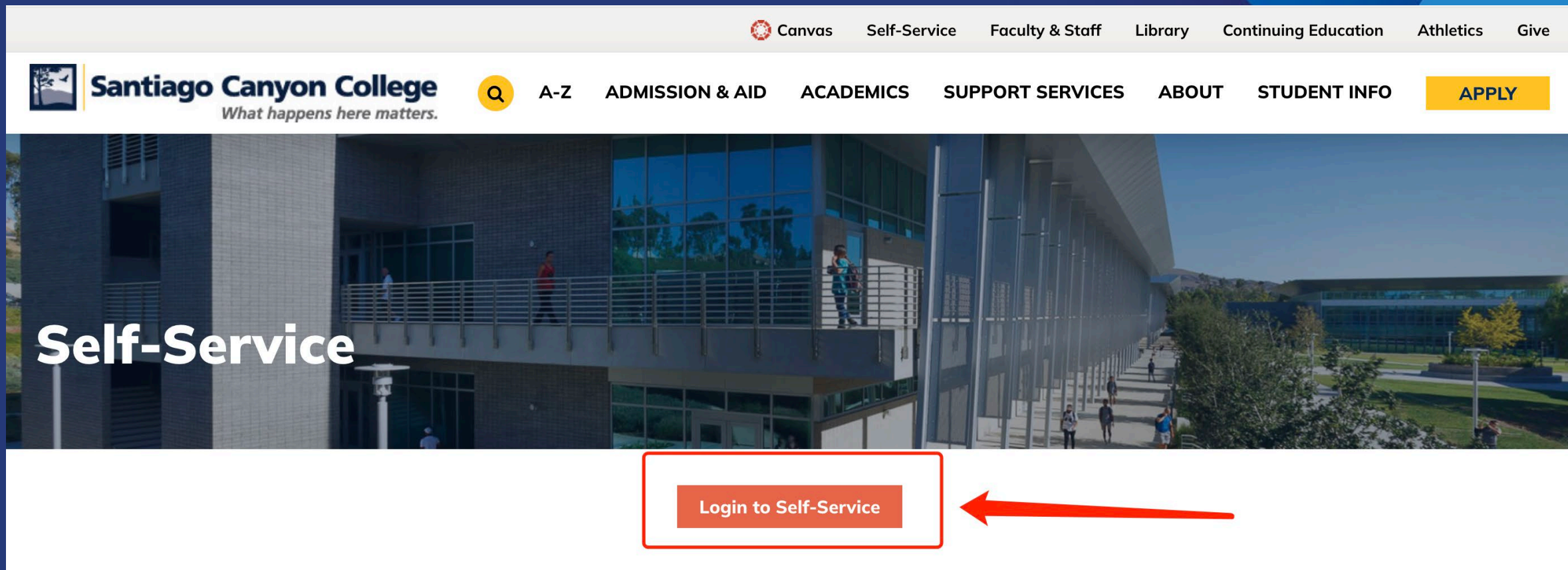
HOW TO PAY YOUR TUITION FEE ONLINE

如何线上支付您的学费

1. Go to the official website of SCC and click the "SELF SERVICE" button at the top of the website.
(<https://sccollege.edu/SitePages/Home.aspx>)
进入SCC官方网站，点击页面最上方的"SELF SERVICE"。



2. Click the "login to self-service" button, as shown in the below.
点击"login to self-service"。



The image shows a screenshot of the Santiago Canyon College website. The top navigation bar includes links for Canvas, Self-Service, Faculty & Staff, Library, Continuing Education, Athletics, and Give. Below this is the college logo with the tagline "What happens here matters." and a search icon. The main navigation menu contains links for A-Z, ADMISSION & AID, ACADEMICS, SUPPORT SERVICES, ABOUT, and STUDENT INFO, along with a yellow "APPLY" button. The main content area features a large photograph of a modern building with a glass facade and a walkway. Overlaid on the bottom of the image is a white box containing a red-bordered button labeled "Login to Self-Service". A red arrow points from the right towards this button. The word "Self-Service" is written in large white text on the left side of the image.

Self-Service

Canvas Self-Service Faculty & Staff Library Continuing Education Athletics Give

Santiago Canyon College
What happens here matters.

A-Z ADMISSION & AID ACADEMICS SUPPORT SERVICES ABOUT STUDENT INFO APPLY

Login to Self-Service

3. Click the "FINANCIAL INFORMATION" button.
点击“FINANCIAL INFORMATION”按钮。

The screenshot shows a self-service portal interface. At the top, there is a navigation bar with logos for Santa Ana College, Santiago Canyon College, and Rancho Santiago Community College District. On the right side of the navigation bar, there are icons for user profile, sign out, and help. Below the navigation bar, there is a yellow notification banner with a warning icon and the text: "Parking Permits: Parking Permits are now available for purchase through the permit portal." Below the notification banner, there is a white banner with the text: "Hello, Welcome to Colleague Self-Service!" and "Choose a category to get started." A red box highlights the "FINANCIAL INFORMATION" button in the left sidebar, and a red arrow points from this button to the "Hello, Welcome to Colleague Self-Service!" message. Below the white banner, there is a "Notifications" section with a table. The table has three columns: "Title", "Details", and "Link". There are two rows of notifications, but the content is blurred. Below the notifications section, there are two cards: "Student Finance" and "Financial Aid". The "Student Finance" card has a dollar sign icon and the text: "Here you can view your latest statement, make a payment online and purchase student parking permits." The "Financial Aid" card has a dollar sign icon and the text: "Here you can access financial aid data, forms, etc."

SANTA ANA COLLEGE **Santiago Canyon College** **RANCHO SANTIAGO Community College District**

Sign out Help

Parking Permits:
Parking Permits are now available for purchase through the permit portal.

Home **FINANCIAL INFORMATION** **Calendar** **Academics** **Registration** **Student Services** **My Profile**

Hello, Welcome to Colleague Self-Service!
Choose a category to get started.

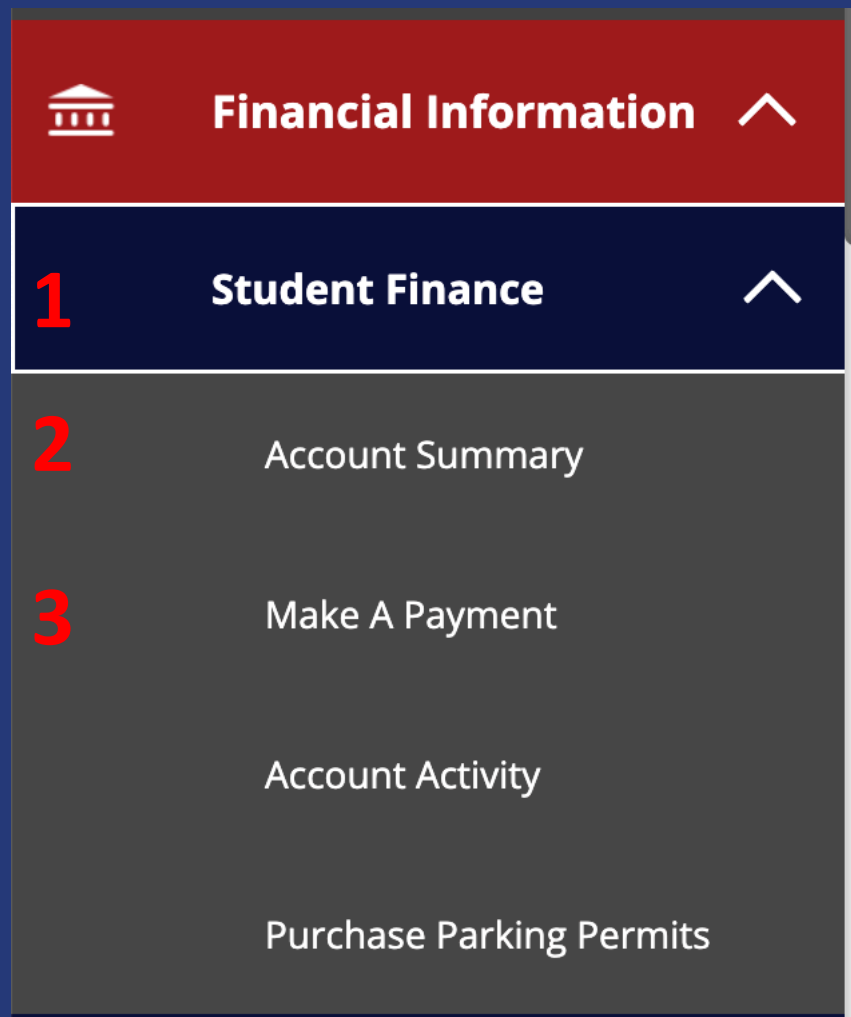
Notifications

Title	Details	Link
[blurred]	[blurred]	[blurred]
[blurred]	[blurred]	[blurred]

Student Finance
Here you can view your latest statement, make a payment online and purchase student parking permits.

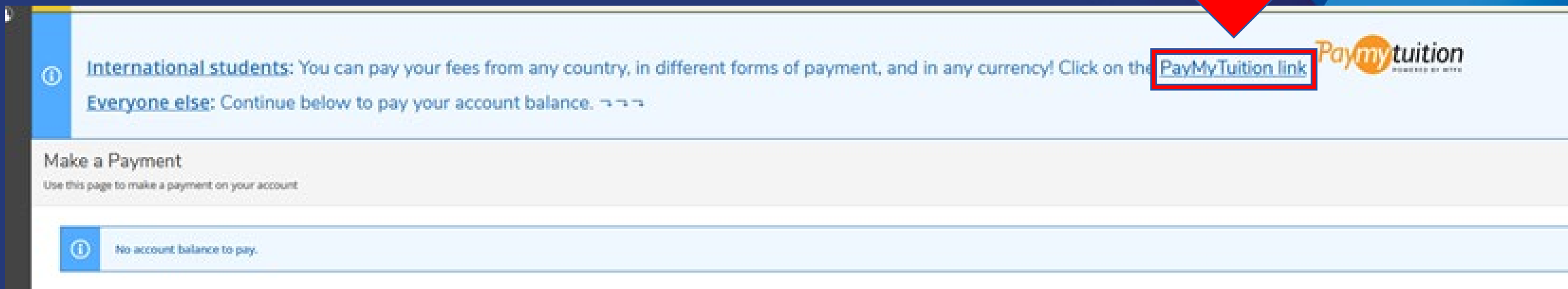
Financial Aid
Here you can access financial aid data, forms, etc.

4. From the drop down section, click on "Student Finance" -"Account Summary"- "Make A Payment".依次点击"Student Finance" - "Account Summary" - "Make A Payment"。



click "Account Summary" to check the balance you need to pay before you proceed to "Make a Payment" (Please write down the exact amount you have to pay)

5. At the top of the page, Click on the "PayMyTuition Link".
在页面的上方，点击红框中的"PayMyTuition Link"。



The screenshot shows the top section of the PayMyTuition website. A large red arrow points down to a blue-bordered box containing the text "PayMyTuition link". To the right of this box is the "Paymytuition" logo. Below the main navigation bar, there is a section titled "Make a Payment" with the subtitle "Use this page to make a payment on your account". A blue information icon is visible on the left side of the page.

International students: You can pay your fees from any country, in different forms of payment, and in any currency! Click on the [PayMyTuition link](#)

Everyone else: Continue below to pay your account balance. → → →

Make a Payment

Use this page to make a payment on your account

No account balance to pay.

6. On this page, you need to: 1. select your country first. 2. fill in the amount you need to pay
在此页面需要选择你的国家以及你要支付的金额



PAYMENTS

1

Payment Information

2

Payer Information

3

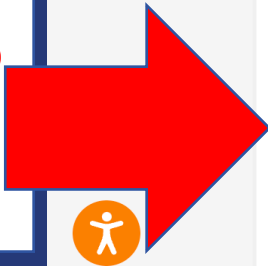
Student Information

4

Confirm & pay

Enter the exact amount due (dollars & cents) and pay in full.

For those in payment plan, please go to scc cashier's office to make a payment



What country are you paying from?

Select country*

← Choose country

Make a payment

In USD, what is the amount you want Rancho Santiago Community College District to receive?

0.00*

- ✔ Pay your fees from any country, at any bank, in any currency!
- ✔ Don't overpay your bank on currency exchange. PayMyTuition will save you money!
- ✔ Track your payments from start to finish using PayMyTuition's student payment dashboard.
- ✔ Multilingual customer support to help you when you need us.

Need Help?

7. Choose the form of payment from the “Payment Options” menu & click next.
从“付款选项”菜单中选择付款形式并点击下一步。

Payment Options

国内银行间人民币转账 Domestic Transfer (RMB)

22.00 CNY

中国银联在线支付 UnionPay Online Payment

22.00 CNY

支付宝 Alipay Online Payment

22.00 CNY

微信支付 WeChat Pay

22.00 CNY

Visa Debit/Credit

22.00 CNY

万事达 Mastercard: Debit/Credit

22.00 CNY



国内银行间人民币转账 Domestic Transfer (RMB)

1. 从你的银行账号直接转账到Paymytuition

Transfer funds from your bank account directly to Paymytuition.

2. 请注意Paymytuition不接受任何现金交易

Please note that Paymytuition does not accept any cash transactions.

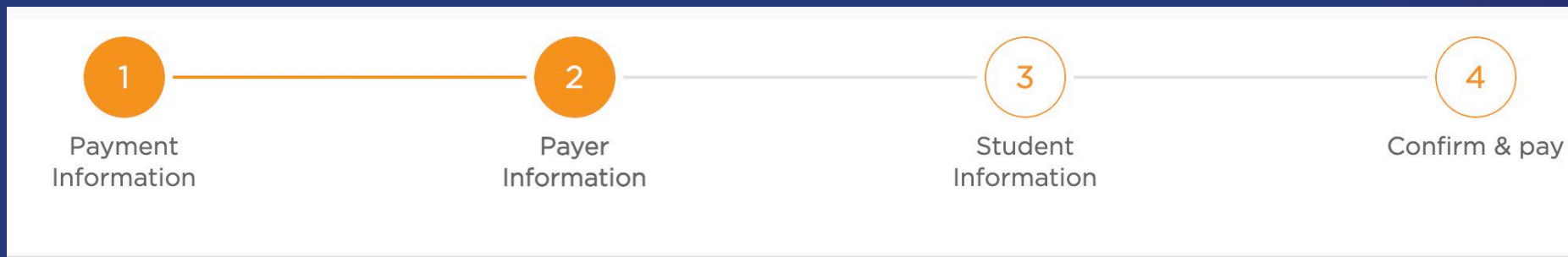
3. 请注意Paymytuition不能接受公司账户和非大陆户籍人士汇款

Paymytuition's domestic transfer account cannot facilitate transactions on behalf of corporate accounts or non-Chinese residents.



NEXT

8. Enter your email address. Choose who is making the payment
填写你的邮箱及选择谁来支付这笔钱（建议选择Student）



1 Payment Information

2 Payer Information

3 Student Information

4 Confirm & pay

We require the following information to process your payment

Email address

Student

Someone else

9. At the bottom of the same page, you will be asked to fill in your personal information.
在同一页面的下方，会要求你填写自己个人信息。

The image shows a form with two columns of input fields. Red text annotations with arrows point to specific fields:

- Enter your legal first and last name**: Points to the **First Name** and **Last Name** fields.
- Enter the address connected to your form of payment**: Points to the **Address 1** and **Address 2** fields.
- Enter your phone number.**: Points to the **Phone Number** field.

The form fields include:

- First Name**: Input field with a placeholder "█".
- Last Name**: Input field with a placeholder "█".
- Address 1**: Input field with a placeholder "█ █ █ █".
- Address 2**: Input field with a placeholder "Address 2".
- Country**: Dropdown menu with a placeholder "█".
- Province/State**: Input field with a placeholder "█ █ █".
- Postal/ZIP Code**: Input field with a placeholder "█ █".
- Phone Number**: Input field with a placeholder "█ █ █ █ █ █".

Below the **First Name** and **Last Name** fields, there is a note: "If a company or organization is paying, please enter the organization name in place of first name" and "If a company or organization is paying, please enter the organization name in place of last name".

10. Please enter your passport number and upload a photo of the document.
上传你的证件信息及照片。

Identification of Student

Identification type
Passport ← 自行选择 Choose an Identification type (e.g. passport)

Expiration date
选择的证件的过期日期

Identification number enter expiration date and ID number
证件号码

Please upload student identification
上传证件首页照片
Upload the first page of your identification

Drag and drop files here to upload
Only JPG, JPEG, PNG and PDF files can be uploaded.

BROWSE

Additional information
Name on National ID card 身份证
National ID number 身份证号

The government of certain countries like China and Brazil requires a second form of identification.

School invoice or acceptance letter
上传学校录取邮件截图
Upload a screenshot of your school acceptance email or admission letter

Drag and drop files here to upload
Only JPG, JPEG, PNG and PDF files can be uploaded.

BROWSE

Dea ■

Congratulations! Your Santiago Canyon College (SCC) application has been processed for Summer (06/17/2024 – 08/11/2024) and Fall (06/19/2024 – 12/08/2024). You may now log in to [Self-Service](#) (student online portal) using your student email.

Your Santiago Canyon College Information
Student ID Number: 281

Your Student Email (Single Sign-On Username):

Note: If you are a former/current Santa Ana College student, your student email may have a [sac.edu](#) domain.

Temporary Password: Mmddyyyy

NEXT

11. Enter your student ID number, email address, first & last legal name, choose “tuition & Fees” Choose the payment term you are paying for.

填写你的学生信息，以及付款信息和你想要支付的学期。

1 Payment Information

2 Payer Information

3 Student Information

4 Confirm & pay

Student information

Student ID 学校的学生 ID

Email address

First name

Last name

Payment information 选择 “Tuition and Fees”


Payment term 选择你要支付的学期

Tuition and Fees

2024 Summer

NEXT

12. Review and confirm the payment information. If all is correct, click next.
确认你前面填写的信息，确认无误后点击“NEXT”。




PAYMENTS

- 1
Payment Information
- 2
Payer Information
- 3
Student Information
- 4
Confirm & pay

Payment Information

You will send 22.00 CNY	Institution will receive 3.00 USD	Country China
-----------------------------------	---	-------------------------

Payment method 


You selected
支付宝 Alipay Online Payment



NEXT

13. Once again, please confirm that everything is correct and click “Pay Now”.
再确认金额无误后，点击“PAY NOW”按钮进行支付。

Amount Pending CNY 22.00



You PayMyTuition Your institution

payment instructions.

Please follow the instructions provided. You must effect payment before **April 18, 2024** or your payment will be automatically cancelled.

PAY NOW

Payment Details

Payment method: 支付宝 Alipay Online Payment

YOU SEND CNY 22.00	INSTITUTION WILL RECEIVE USD 3.00	REFERENCE ID RSCCD-1334389
------------------------------	---	--------------------------------------

Add Payment

Click the **Add Payment** button below to add your payment to your PayMyTuition account.


ADD PAYMENT **SHARE**

- Notifications
- Confirm funds were sent
- Give me another 48 hours
- Cancel payment

Need Help?

14. The page will then be redirected to the payment page, where you need to further fill in your payment information.
页面会跳转至支付页面。

支付宝



账单

扫一扫 付款

提示：点击确认支付按钮，获取二维码，请打开手机支付宝的“扫一扫”，扫描二维码

* 真实姓名:

* 身份证号码:

本人已阅读 《汇付天下跨境支付服务及相关协议》 内容并同意接受

确认支付

支付宝

若二维码已过期，刷新页面重新获取二维码



账单

扫一扫 付款

提示：点击确认支付按钮，获取二维码，请打开手机支付宝的“扫一扫”，扫描二维码


* 真实姓名: ✓

* 身份证号码: ✓

本人已阅读 《汇付天下跨境支付服务及相关协议》 内容并同意接受

确认支付


15. Once you have completed the payment, the page will jump back to the page shown below.
付款成功后，页面会跳转回下图。



PAYMENTS

Payment Status


Amount Received **CNY 22.00**



You PayMyTuition Your institution

[DOWNLOAD PAYMENT RECEIPT](#)

*Available once your payment is delivered to the institution



Notifications

Payment Details

Payment method: 支付宝 Alipay Online Payment

YOU SEND CNY 22.00	INSTITUTION WILL RECEIVE USD 3.00	REFERENCE ID RSCCD-1334389
------------------------------	---	--------------------------------------